

## LZCK322-10

### 11KV 33kv High Voltage Split Core Ct Current Transformer

*The Model LZCK322-10 is a ring type resin casting split core current transformer. Some clients also called it as TTCC. This model split core ct can be used both for measurement and microcomputer protection of electrical equipment in 11KV and 35KV AC power system. It is widely used in compact fully insulated ring network switch-gears such as ABB-Safe Ring/Safe Plus...and cable distribution boxes. The split core current transformer can be directly installed at the inlet and outlet cables. The slice is imported silicon material.*

*We used imported silicon material and using our mature advanced producing technology we make sure our transformer has very good linear and more than 20 years using life in order to be qualified with all the jobs. The semicircular ring core and secondary windings are vacuum poured by insulated resin.*

*All of our split core current transformers are strictly comply IEC60044-1, IEC 61869-2, NTC 2205, GB1208-2006, GB20840.1 & 2, ANSI/IEEE C57.13.*

## Features

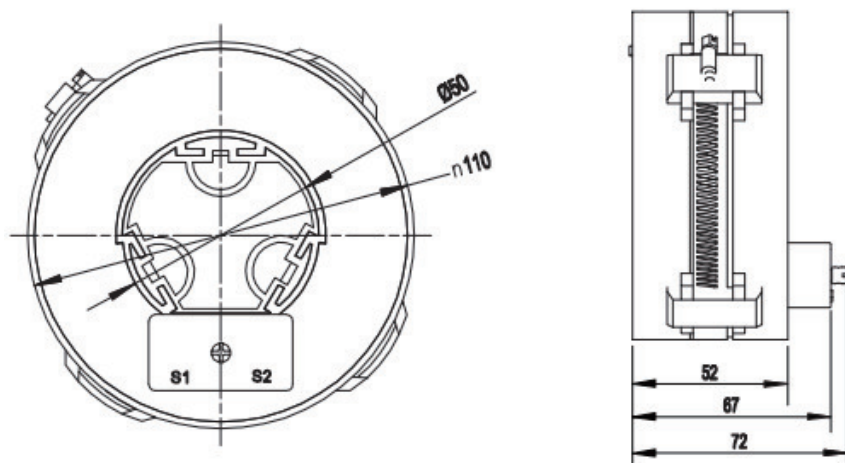
1. Easily installation;
2. Support Dual Ratio;
3. High precision 0.5%, 1%;
4. Using life more than 20 years;
5. Using life more than 20 years;
6. Holding wire diameter:  $\phi 50\text{mm}$ ;
7. Measurement range 0-1000A AC;
8. Outdoor using with Silicone sleeve cover;
9. High magnetic conductivity silicon steel material;
10. Secondary windings are vacuum poured by insulated resin;
11. 100/5A, 200/5A, 300/5A, 400/5A, 500/5A, 600/5A, 750/5A, 800/5A, 1000/5A;
12. 100/1A, 200/1A, 300/1A, 400/1A, 500/1A, 600/1A, 750/1A, 800/1A, 1000/1A;
13. IEC60044-1, IEC 61869-2, NTC 2205, GB1208-2006, GB20840.2, ANSI/IEEE C57.13;



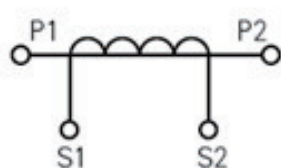
## Applications

- |                                 |  |
|---------------------------------|--|
| 1. Meter tester;                | 2. Energy meter;                                   |
| 3. Power Meter;                 | 4. MV switchgears;                                 |
| 5. Load monitoring;             | 6. Distribution boxes;                             |
| 7. Ring network cabinet;        | 8. Power Quality Analyzer;                         |
| 9. Low voltage metering system; | 10. Distribution Power transformer monitor system; |

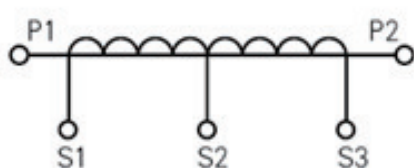
## Outline Drawing



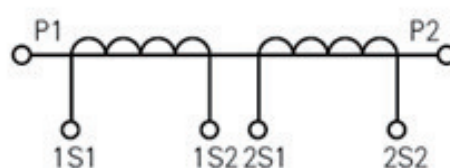
## Wiring Diagrams



Single winding



Secondary winding with tap



Double winding

P1, P2 is primary polarity terminal, S1, S2 is secondary polarity terminal.

P2, S2 is homonymous terminals (subtractive polarity).

## Selection Guide

Model	Primary rated current	Rated load	Aperture (mm)	Description (mm)	Weight (kg)
LZCK310-10	300-1000A	$\leq 10\text{VA}$	$\phi 50$	$\phi 50 \times \phi 110 \times 32$	1
LZCK322-10	30-1000A	$\leq 10\text{VA}$	$\phi 50$	$\phi 50 \times \phi 110 \times 52$	1.6
LZCK350-10	30-1000A	$\leq 25\text{VA}$	$\phi 50$	$\phi 50 \times \phi 110 \times 105$	3.1
LZCK720-10	30-1000A	$\leq 25\text{VA}$	$\phi 80$	$\phi 80 \times \phi 110 \times 50$	2.1
LZCK2500-10	30-3000A	$\leq 30\text{VA}$	$\phi 120, 140, 160$	$\phi 120 \times \phi 185 \times 100$	7
LZCG530-10	30-1000A	$\leq 20\text{VA}$	$\phi 45$	$\phi 45 \times \phi 120 \times 65$	2.1
LZCG930-10	30-1500A	$\leq 25\text{VA}$	$\phi 60$	$\phi 60 \times \phi 155 \times 60$	3.6
LZCT722-10	30-1500A	$\leq 10\text{VA}$	$\phi 82$	$\phi 82 \times \phi 130 \times 55$	2.3
LZCG2500-10	30-3000A	$\leq 30\text{VA}$	$\phi 120, 140, 160$	$\phi 120 \times \phi 185 \times 100$	7

### Parameters

Technical parameters	
Standards	IEC60044-1; IEC 61869-2; NTC 2205; ANSI C57.13; GB1208-2
Class	0.5, 1, 3
Rated primary current	30-1000A
Rated load	≤15VA
Rated frequency	50Hz or 60Hz
Rated secondary current	5A or 1A
Rated short-time thermal current	40kA, 1S
Rated continuous thermal current	120%I <sub>n</sub>
Secondary winding power-frequency voltage	3kV, 1min
Instrument security factor	FS≤10
Insulation Class	A
Material	polyurethane +Silicon steel sheets+Enameled wire+ABS
Mechanical parameters	
Dimensions (W×D×H) (mm)	φ50×φ110×52
Jaw cable diameter(mm)	50
Weight (kg)	1.6
Operating conditions	
Operating temperature	-40°C to +70°C
Daily average temp	<+40°C
Storage temperature	-40°C to +70°C
Altitude	<3500 meters
Condition	No existence of severely begrimed, erosive and radioactive gas in the air. Permission of long-term operation under rated current.

### Accessory



## Technical Data

Type	LZCK322-10			LZCK322-10		
Purpose	Measuring current transformer			Protection current transformer		
Ratio	Accuracy class and rated load(VA)			Accuracy class and rated load(VA)		
$I_1/I_2$	0.5	1	3	10P15	10P10	10P5
30/1		1	1.5			
50/1		1	2			1.25
75/1		1.5	2.5		1	2
100/1	2	2.5	3		1.5	2.5
200/1	2.5	2.5	5	1.25	2.5	2.5
300/1	3.75	3.75	5	1.25	2.5	2.5
400/1	5	5	10	1.25	2.5	2.5
500/1	5	5	10	1.25	3	2.5
600/1	7.5	7.5	10	1.5	3	2.5
750/1	7.5	7.5	10			
800/1	10	10	15			
1000/1	10	10	15			
50/5			2.5	2.5	2.5	2.5
75/5			2.5	2.5	2.5	2.5
100/5	2.5	5	5	2.5	2.5	2.5
200/5	3.75	5	5	2.5	2.5	2.5
300/5	5	7.5	10	2.5	2.5	2.5
400/5	7.5	7.5	10			
500/5	7.5	7.5	10			
600/5	10	10	15			
750/5	10	10	15			
800/5	10	10	15			
1000/5	10	10	15			

## Current Transformer Ordering Information

Be sure to the type, current ratio, accuracy class, rated load and use of the products when you plan to make a order. Special specifications could be customized.All kinds of different specifications and parameters current transformers can be made according to your needs.